



2017 Report Cards

SUGAR CREEK ELEMENTARY

Principal: Michelle Gritz

Enrollment 762

State Rating History*

Superintendent: James N. Epps, Jr. Ph.D

Grades PK-5

Past Year's Ratings

Board Chair: Diane Dasher

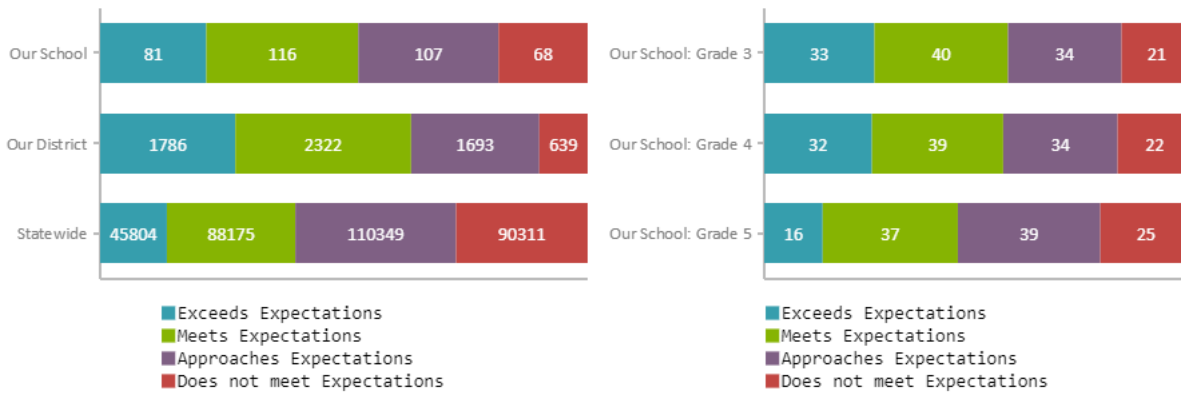
Teachers 58

2014 - Excellent
2013 - Excellent
2012 - Excellent

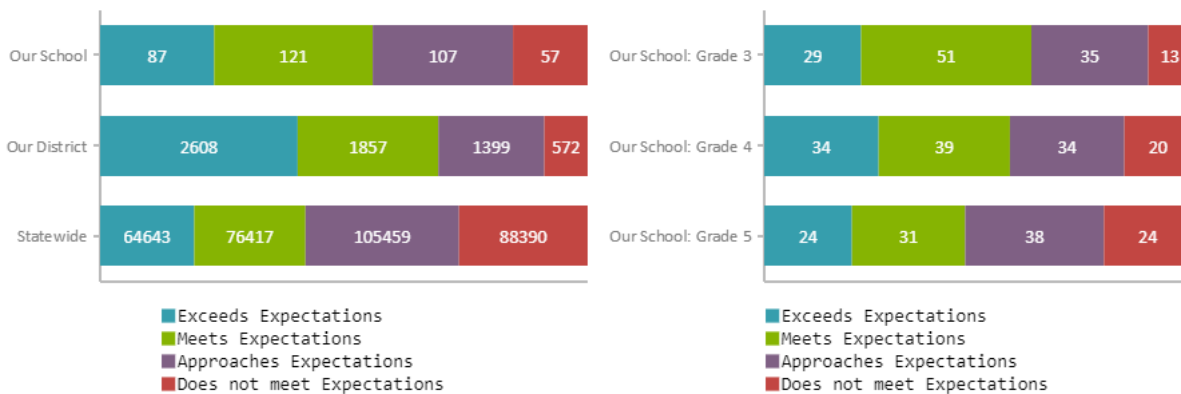
School Phone: 803-835-0150

SC READY South Carolina College-and Career-Ready Assessments

English

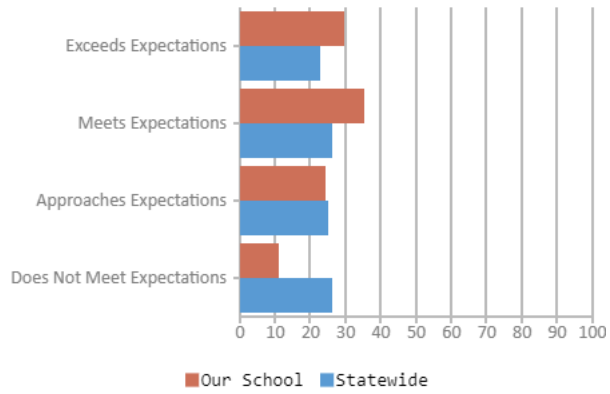


Mathematics



SCPASS

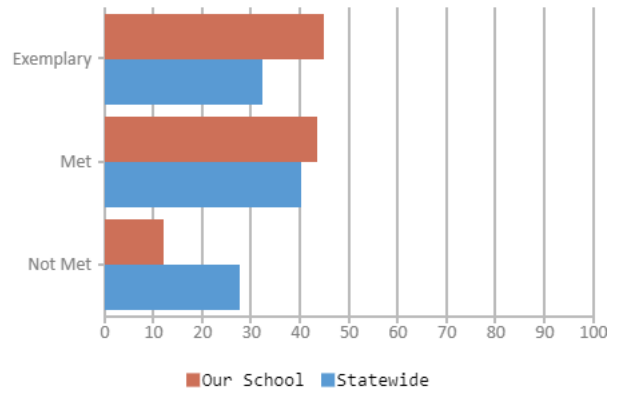
Science



Our School: Percent Met and Above for each grade level

4th Grade	5th Grade
70.9	58.1

Social Studies



Our School: Percent Met and Above for each grade level

4th Grade	5th Grade
95.3	80.3

Opportunities

For students to meet the profile of the SC Graduate

	Our School	Change from last year
Students (n = 762)		
% of students in poverty (TANF, Medicaid, SNAP, foster child or homeless)	30.7	Up from 28.4
Attendance rate	96.8	Down from 97.0
With disabilities	15.3	Up from 13.3
Out-of-school suspensions or expulsions for violent and/or criminal offenses	0.0	No change
Percentage of students served by gifted and talented program	11.8	Down from 13.4
Percentage of students retained	0.3	Up from 0.0
Teachers (n = 58)		
Percentage of teachers with advanced degrees	67.2	Down from 67.3
Percentage of teachers on continuing contract	93.1	Up from 92.7
Teachers returning from previous year	88.7	Up from 86.9
Teacher attendance rate	N/AV	N/A
Average teacher salary	\$51,098	Up from \$49,441
Professional development days/teacher	7.0	No change
Percentage of teacher vacancies for more than 9 weeks	0.0	No change
School		
Principal's/Superintendent's/Director's years at school/district	4	Up from 3
Student-teacher ratio in core subjects	20.5 to 1	Up from 19.5 to 1
Prime instructional time	N/AV	N/A
Opportunities in the arts	Good	No change
AdvancEd (SACS) accreditation	Yes	No change
Parents attending conferences	95.0	Down from 98.3
Character development program	Excellent	No change
Average age of books / electronic media in the school library	12.0	No change
Number of resources available per student in the school library media center	16.2	Down from 17.3
Percent of classrooms with wireless access	91-100%	No change
Percent of students served by 1:1 learning	0-0%	N/A
Number of devices dedicated for student use	524	Up from 392
Percentage of classes not taught by highly qualified teachers	Under Revision	N/A
Dollars spent per pupil	N/AV	N/A

Percent of expenditures for instruction	N/AV	N/A
Percent of expenditures for teacher salaries	N/AV	N/A
Number of online or blended (50% online) courses offered	N/AV	N/A

Evaluations by Teachers, Students, and Parents

Evaluations by Teachers, Students, and Parents			
	Teachers	Students*	Parents*
Number of surveys returned	56	113	44
Percent satisfied with learning environment	100.0%	91.2%	84.1%
Percent satisfied with social and physical environment	100.0%	85.0%	90.7%
Percent satisfied with school-home relations	100.0%	88.5%	69.8%

*Only students at the highest elementary school grade and their parents were included.